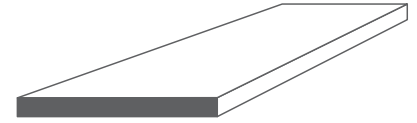


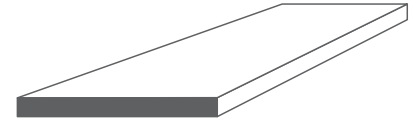
Flat

Thickness in Inches	Width in Inches	Estimated Weight in Lbs			
		Per Foot	20'	Galv Per Foot	Galv 20'
1/4	1/2	.43	9	.45	9
	3/4	.64	13	.67	14
	1	.85	17	.89	18
	1 1/4	1.06	22	1.12	23
	1 3/8	1.17	24	1.23	25
	1 1/2	1.28	26	1.34	27
	1 3/4	1.49	30	1.56	32
	2	1.70	34	1.79	36
	2 1/4	1.91	39	2.01	41
	2 1/2	2.13	43	2.23	45
	2 3/4	2.34	47	2.45	50
	3	2.55	51	2.68	54
	3 1/2	2.98	60	3.124	63
	4	3.40	68	3.57	72
	4 1/2	3.83	77	4.02	81
	5	4.25	85	4.46	90
5 1/2	4.68	94	4.91	99	
6	5.10	102	5.36	108	
6 1/2	5.53	111	5.81	117	
5/16	3/4	.80	16	.84	17
	7/8	.93	19	.98	20
	1	1.06	22	1.12	23
	1 3/16	1.20	24	1.25	26
	1 1/4	1.33	27	1.39	28
	1 3/8	1.46	30	1.53	31
	1 1/2	1.59	32	1.67	34
	1 3/4	1.86	38	1.95	40
	2	2.13	43	2.23	45
	2 1/4	2.39	48	2.51	51
	2 1/2	2.66	54	2.79	56
	2 3/4	2.92	59	3.07	62
	3	3.19	64	3.35	67
	3 1/4	3.45	70	3.63	73
	3 1/2	3.72	75	3.90	79
	4	4.25	85	4.46	90
4 1/2	4.78	96	5.02	101	
5	5.31	107	5.58	112	
5 1/2	5.84	117	6.14	123	
6	6.38	128	6.69	134	



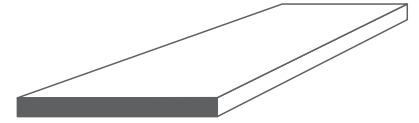
Flat

Thickness in Inches	Width in Inches	Estimated Weight in Lbs			
		Per Foot	20'	Galv Per Foot	Galv 20'
3/8	1/2	.64	13	.67	14
	3/4	.96	20	1.00	21
	7/8	1.12	23	1.17	24
	1	1.28	26	1.34	27
	1 3/16	1.43	29	1.51	31
	1 1/4	1.59	32	1.67	34
	1 3/8	1.75	36	1.84	37
	1 1/2	1.91	39	2.01	41
	1 5/8	2.07	42	2.18	44
	1 3/4	2.23	45	2.34	47
	2	2.55	51	2.68	54
	2 1/4	2.87	58	3.01	61
	2 1/2	3.19	64	3.35	67
	2 3/4	3.51	71	3.68	74
	3	3.83	77	4.02	81
	3 1/4	4.14	83	4.35	88
	3 1/2	4.46	90	4.69	94
	3 5/8	4.62	93	4.85	98
	4	5.10	102	5.36	108
	4 1/2	5.74	115	6.03	121
5	6.38	128	6.69	134	
5 1/2	7.01	141	7.36	148	
6	7.65	153	8.03	161	
6 1/2	8.29	166	8.70	175	
1/2	3/4	1.28	26	1.34	27
	1	1.70	34	1.79	36
	1 3/16	1.91	39	2.01	41
	1 1/4	2.13	43	2.23	45
	1 3/8	2.34	47	2.45	50
	1 1/2	2.55	51	2.68	54
	1 5/8	2.76	56	2.90	59
	1 3/4	2.98	60	3.12	63
	2	3.40	68	3.57	72
	2 1/4	3.83	77	4.02	81
	2 1/2	4.25	85	4.46	90
	2 3/4	4.68	94	4.91	99
	3	5.10	102	5.36	108
	3 1/4	5.53	111	5.80	117
	3 1/2	5.95	119	6.25	125
	3 3/4	6.38	128	6.69	134
	4	6.80	136	7.14	143
	4 1/2	7.65	153	8.03	161
	5	8.50	170	8.93	179
	5 1/2	9.35	187	9.82	197
6	10.20	204	10.71	215	



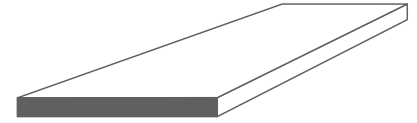
Flat

Thickness in Inches	Width in Inches	Estimated Weight in Lbs			
		Per Foot	20'	Galv Per Foot	Galv 20'
5/8	3/4	1.59	32	1.67	34
	1	2.13	43	2.23	45
	1 1/4	2.66	54	2.79	56
	1 3/8	2.92	59	3.07	62
	1 1/2	3.19	64	3.35	67
	1 3/4	3.72	75	3.90	79
	2	4.25	85	4.46	90
	2 1/4	4.78	96	5.02	101
	2 1/2	5.31	107	5.58	112
	2 3/4	5.84	117	6.14	123
	3	6.38	128	6.69	134
	3 1/4	6.91	139	7.25	145
	3 1/2	7.44	149	7.81	157
	4	8.50	170	8.93	179
	4 1/2	9.56	192	10.04	201
	5	10.63	213	11.16	224
5 1/2	11.69	234	12.27	246	
6	12.75	255	13.39	268	
3/4	1	2.55	51	2.68	54
	1 3/16	2.87	58	3.01	61
	1 1/4	3.19	64	3.35	67
	1 1/2	3.83	77	4.02	81
	1 5/8	4.14	83	4.35	88
	1 3/4	4.46	90	4.69	94
	1 7/8	4.78	96	5.02	101
	2	5.10	102	5.36	108
	2 1/2	6.375	128	6.69	134
	2 3/4	7.01	141	7.36	148
	3	7.65	153	8.03	161
	3 1/4	8.29	166	8.70	175
	3 1/2	8.93	179	9.37	188
	4	10.20	204	10.71	215
	4 1/2	11.48	230	12.05	242
	5	12.75	255	13.39	268
5 1/2	14.03	281	14.73	295	
6	15.3	306	16.07	322	
7/8	2	5.95	119	6.25	125
	3	8.93	179	9.37	188
	4	11.90	238	12.50	250
	5	14.88	298	15.62	313



Flat

Thickness in Inches	Width in Inches	Estimated Weight in Lbs			
		Per Foot	20'	Galv Per Foot	Galv 20'
1	1 1/4	4.25	85	4.46	90
	1 1/2	5.10	102	5.36	108
	1 3/4	5.95	119	6.25	125
	2	6.80	136	7.14	143
	2 1/4	7.65	153	8.03	161
	2 1/2	8.50	170	8.93	179
	2 3/4	9.35	187	9.82	197
	3	10.20	204	10.71	215
	3 1/4	11.05	221	11.60	233
	3 1/2	11.90	238	12.50	250
	4	13.60	272	14.28	286
	4 1/2	15.30	306	16.07	322
	5	17.00	340	17.85	357
	5 1/2	18.70	374	19.64	393
6	20.40	408	21.42	429	
1 1/4	1 1/2	6.38	128	6.69	134
	1 3/4	7.44	149	7.81	157
	2	8.50	170	8.93	179
	2 1/4	9.56	192	10.04	201
	2 1/2	10.63	213	11.16	224
	2 3/4	11.69	234	12.27	246
	3	12.75	255	13.39	268
	3 1/4	13.81	277	14.50	291
	3 1/2	14.88	298	15.62	313
	4	17.00	340	17.85	357
	4 1/2	19.13	383	20.09	402
	5	21.25	425	22.31	447
	5 1/2	23.38	468	24.55	491
	6	25.50	510	26.78	536
1 1/2	1 3/4	8.93	179	9.38	188
	2	10.20	204	10.71	215
	2 1/4	11.48	230	12.05	242
	2 1/2	12.75	255	13.39	268
	2 3/4	14.03	281	14.73	295
	3	15.30	306	16.07	222
	3 1/2	17.85	357	18.74	375
	4	20.40	408	21.42	429
	4 1/2	22.95	459	24.10	482
	5	25.50	510	26.78	536
	5 1/2	28.05	561	29.45	590
6	30.60	612	32.13	643	



Flat

Thickness in Inches	Width in Inches	Estimated Weight in Lbs			
		Per Foot	20'	Galv Per Foot	Galv 20'
1 3/4	2	11.90	238	12.50	250
	2 1/2	14.88	298	15.62	313
	3	17.85	357	18.74	375
	3 1/2	20.83	417	21.87	438
	4	23.80	476	24.99	500
	4 1/2	26.78	536	28.12	563
	5	29.75	595	31.24	625
	5 1/2	32.73	655	34.37	688
	6	35.70	714	37.49	750
2	2 1/4	15.30	306	16.07	322
	2 1/2	17.00	340	17.85	357
	3	20.40	408	21.42	429
	3 1/2	23.80	476	24.99	500
	4	27.20	544	28.56	572
	4 1/2	30.60	612	32.13	643
	5	34.00	680	35.70	714
	5 1/2	37.40	748	39.27	786
	6	40.80	816	42.84	857