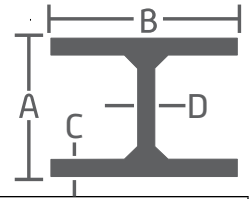


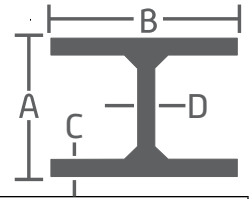
Wide Flange

Nominal Size in Inches	Weight Per Foot in Lbs	Depth in Inches 'A'	Flange Width in Inches 'B'	Flange Thickness in Inches 'C'	Web Thickness in Inches 'D'	Weight in Lbs			
						20'	40'	Galv Per Foot	Galv 20'
4 X 4	13	4.16	4.060	.345	.280	260	520	14	273
5 X 5	16	5.01	5.000	.360	.240	320	640	17	336
	19	5.15	5.030	.430	.270	380	760	20	399
6 X 4	9	5.90	3.940	.215	.170	180	360	10	189
	12	6.03	4.000	.280	.230	240	480	13	252
	16	6.28	4.030	.405	.260	320	640	17	336
6 X 6	15	5.99	5.990	.260	.230	300	600	16	315
	20	6.20	6.020	.365	.260	400	800	21	420
	25	6.38	6.080	.455	.320	500	1,000	27	525
8 X 4	10	7.89	3.940	.205	.170	200	400	11	210
	13	7.99	4.000	.255	.230	260	520	14	273
	15	8.11	4.015	.315	.245	300	600	16	315
8 X 5 1/4	18	8.14	5.250	.330	.230	360	720	19	378
	21	8.28	5.270	.400	.250	420	840	23	441
8 X 6 1/2	24	7.93	6.495	.400	.245	480	960	26	504
	28	8.06	6.535	.465	.285	560	1,120	30	588
8 X 8	31	8.00	7.995	.435	.285	620	1,240	33	651
	35	8.12	8.020	.495	.310	700	1,400	37	735
	40	8.25	8.070	.560	.360	800	1,600	42	840
	48	8.50	8.110	.685	.400	960	1,920	51	1,008
	58	8.75	8.220	.810	.510	1,160	2,320	61	1,218
	67	9.00	8.280	.935	.570	1,340	2,680	71	1,407
10 X 4	12	9.87	3.960	.210	.190	240	480	13	252
	15	9.99	4.000	.270	.230	300	600	16	315
	17	10.11	4.010	.330	.240	340	680	18	357
	19	10.24	4.020	.395	.250	380	760	20	399
10 X 5 3/4	22	10.17	5.750	.360	.240	440	880	24	462
	26	10.33	5.770	.440	.260	520	1,040	28	546
	30	10.47	5.810	.510	.300	600	1,200	32	630
10 X 8	33	9.73	7.960	.435	.290	660	1,320	35	693
	39	9.92	7.985	.530	.315	780	1,560	41	819
	45	10.10	8.020	.620	.350	900	1,800	48	945
10 X 10	49	9.98	10.000	.560	.340	980	1,960	52	1,029
	54	10.09	10.030	.315	.370	1,080	2,160	57	1,134
	60	10.22	10.080	.680	.420	1,200	2,400	63	1,260
	68	10.40	10.130	.770	.470	1,360	2,720	72	1,428
	77	10.60	10.190	.870	.530	1,540	3,080	81	1,617
	88	10.84	10.265	.990	.605	1,760	3,520	93	1,848
	100	11.10	10.340	1.120	.680	2,000	4,000	105	2,100
	112	11.36	10.415	1.250	.755	2,240	4,480	118	2,352
12 X 4	14	11.91	3.970	.225	.200	280	560	15	294
	16	11.99	3.990	.265	.220	320	640	17	336
	19	12.16	4.005	.350	.235	380	760	20	399
	22	12.31	4.030	.425	.260	440	880	24	462



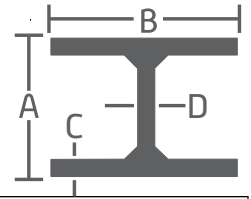
Wide Flange

Nominal Size in Inches	Weight Per Foot in Lbs	Depth in Inches 'A'	Flange Width in Inches 'B'	Flange Thickness in Inches 'C'	Web Thickness in Inches 'D'	Weight in Lbs			
						20'	40'	Galv Per Foot	Galv 20'
12 X 6 1/2	26	12.22	6.490	.380	.230	520	1,040	28	546
	30	12.34	6.520	.440	.260	600	1,200	32	630
	35	12.50	6.560	.520	.300	700	1,400	37	735
12 X 8	40	11.94	8.005	.515	.295	800	1,600	42	840
	45	12.06	8.045	.575	.335	900	1,800	48	945
	50	12.19	8.080	.640	.370	1,000	2,000	53	1,050
12 X 10	53	12.06	9.995	.575	.345	1,060	2,120	56	1,113
	58	12.19	10.010	.640	.360	1,160	2,320	61	1,218
12 X 12	65	12.12	12.000	.605	.390	1,300	2,600	69	1,365
	72	12.25	12.040	.670	.430	1,440	2,880	76	1,512
	79	12.38	12.080	.735	.470	1,580	3,160	83	1,659
	87	12.53	12.125	.810	.515	1,740	3,480	92	1,827
	96	12.71	12.160	.900	.550	1,920	3,840	101	2,016
	106	12.89	12.220	.990	.610	2,120	4,240	112	2,226
	120	13.10	12.300	1.110	.710	2,400	4,800	126	2,520
	136	13.40	12.400	1.250	.790	2,720	5,440	143	2,856
	152	13.70	12.500	1.400	.870	3,040	6,080	160	3,192
	170	14.00	12.600	1.560	.960	3,400	6,800	179	3,570
	190	14.40	12.700	1.740	1.060	3,800	7,600	200	3,990
	210	14.70	12.800	1.900	1.290	4,200	8,400	221	4,410
	230	15.10	12.900	2.070	1.290	4,600	9,200	242	4,830
252	15.40	13.000	2.250	1.400	5,040	10,080	265	5,292	
279	15.90	13.100	2.470	1.530	5,580	11,160	293	5,859	
305	16.30	13.200	2.710	1.630	6,100	12,200	321	6,405	
14 X 5	22	13.74	5.000	.335	.230	440	880	24	462
	26	13.91	5.025	.420	.255	520	1,040	28	546
14 X 6 3/4	30	13.84	6.730	.385	.270	600	1,200	32	630
	34	13.98	6.745	.455	.285	680	1,360	36	714
	38	14.10	6.770	.515	.310	760	1,520	40	798
14 X 8	43	13.66	7.995	.530	.305	860	1,720	46	903
	48	13.79	8.030	.595	.340	960	1,920	51	1,008
	53	13.92	8.060	.660	.370	1,060	2,120	56	1,113
14 X 10	61	13.89	9.995	.645	.375	1,220	2,440	65	1,281
	68	14.00	10.000	.720	.415	1,360	2,720	72	1,428
	74	14.17	10.070	.785	.450	1,480	2,960	78	1,554
	82	14.31	10.130	.855	.510	1,640	3,280	87	1,722
14 X 14 1/2	90	14.02	14.520	.710	.440	1,800	3,600	95	1,890
	99	14.16	14.565	.780	.485	1,980	3,960	104	2,079
	109	14.32	14.605	.860	.525	2,180	4,360	115	2,289
	120	14.50	14.700	.940	.590	2,400	4,800	126	2,520
	132	14.70	14.700	1.030	.645	2,640	5,280	139	2,772



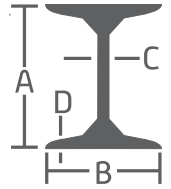
Wide Flange

Nominal Size in Inches	Weight Per Foot in Lbs	Depth in Inches 'A'	Flange Width in Inches 'B'	Flange Thickness in Inches 'C'	Web Thickness in Inches 'D'	Weight in Lbs			
						20'	40'	Galv Per Foot	Galv 20'
14 X 16	145	14.80	15.500	1.090	.680	2,900	5,800	153	3,045
	159	15.00	15.600	1.190	.745	3,180	6,360	167	3,339
	176	15.20	15.700	1.310	.830	3,520	7,040	185	3,696
	211	15.70	15.800	1.560	.980	4,220	8,440	222	4,431
	233	16.00	15.900	1.720	1.070	4,660	9,320	245	4,893
	257	16.40	16.000	1.890	1.180	5,140	10,280	270	5,397
16 X 5 1/2	26	15.69	5.500	.345	.250	520	1,040	28	546
	31	15.88	5.525	.440	.275	620	1,240	33	651
16 X 7	36	15.86	6.985	.430	.295	720	1,440	38	756
	40	16.01	6.995	.505	.305	800	1,600	42	840
	45	16.13	7.035	.565	.345	900	1,800	48	945
	50	16.26	7.070	.630	.380	1,000	2,000	53	1,050
	57	16.43	7.120	.715	.430	1,140	2,280	60	1,197
16 X 10 1/4	67	16.33	10.235	.665	.395	1,340	2,680	71	1,407
	77	16.52	10.295	.760	.455	1,540	3,080	81	1,617
	89	16.75	10.365	.875	.525	1,780	3,560	94	1,869
	100	16.97	10.425	.985	.585	2,000	4,000	105	2,100
18 X 6	35	17.70	6.000	.425	.300	700	1,400	37	735
	40	17.90	6.015	.525	.315	800	1,600	42	840
	46	18.06	6.060	.605	.360	920	1,840	49	966
18 X 7 1/2	50	17.99	7.495	.570	.355	1,000	2,000	53	1,050
	55	18.11	7.530	.630	.390	1,100	2,200	58	1,155
	60	18.24	7.555	.695	.415	1,200	2,400	63	1,260
	65	18.35	7.590	.750	.450	1,300	2,600	69	1,365
	71	18.47	7.635	.810	.495	1,420	2,840	75	1,491
18 X 11	76	18.20	11.000	.680	.425	1,520	3,040	80	1,596
	86	18.39	11.090	.770	.480	1,720	3,440	91	1,806
	97	18.59	11.145	.870	.535	1,940	3,880	102	2,037
	106	18.73	11.200	.940	.590	2,120	4,240	112	2,226
	119	18.97	11.265	1.060	.655	2,380	4,760	125	2,499
21 X 6 1/2	44	20.66	6.500	.450	.350	880	1,760	47	924
	50	20.83	6.530	.535	.380	1,000	2,000	53	1,050
	57	21.06	6.555	.650	.405	1,140	2,280	60	1,197
21 X 8 1/4	62	20.99	8.240	.615	.400	1,240	2,480	66	1,302
	68	21.13	8.270	.685	.430	1,360	2,720	72	1,428
	73	21.24	8.295	.740	.455	1,460	2,920	77	1,533
	83	21.40	8.360	.835	.515	1,660	3,320	88	1,743
	93	21.60	8.420	.930	.580	1,860	3,720	98	1,953
21 X 12 1/4	101	21.40	12.300	.800	.500	2,020	4,040	107	2,121
	111	21.51	12.340	.875	.550	2,220	4,440	117	2,331
	122	21.70	12.400	.960	.600	2,440	4,880	129	2,562
	132	21.80	12.400	1.040	.650	2,640	5,280	139	2,772
	147	22.10	12.500	1.150	.720	2,940	5,880	155	3,087



Wide Flange

Nominal Size in Inches	Weight Per Foot in Lbs	Depth in Inches 'A'	Flange Width in Inches 'B'	Flange Thickness in Inches 'C'	Web Thickness in Inches 'D'	Weight in Lbs			
						20'	40'	Galv Per Foot	Galv 20'
24 X 7	55	23.57	7.005	.505	.395	1,100	2,200	58	1,155
	62	23.74	7.040	.590	.430	1,240	2,480	66	1,302
	68	23.73	8.965	.585	.415	1,360	2,720	72	1,428
24 X 9	76	23.92	8.990	.680	.440	1,520	3,040	80	1,596
	84	24.10	9.020	.770	.470	1,680	3,360	89	1,764
	94	24.31	9.065	.875	.515	1,880	3,760	99	1,974
	103	24.50	9.000	.980	.550	2,060	4,120	109	2,163
24 X 12 3/4	104	24.10	12.800	.750	.500	2,080	4,160	110	2,184
	117	24.30	12.800	.850	.550	2,340	4,680	123	2,457
	131	24.50	12.900	.960	.605	2,620	5,240	138	2,751
	146	24.70	12.900	1.090	.650	2,920	5,840	154	3,066
	162	25.00	13.000	1.220	.705	3,240	6,480	171	3,402
	176	25.20	12.900	1.340	.750	3,520	7,040	185	3,696
	306	27.10	13.400	2.280	1.260	6,120	12,240	322	6,426
27 X 10	84	26.70	10.000	.640	.460	1,680	3,360	89	1,764
	94	26.92	10.000	.745	.490	1,880	3,760	99	1,974
	102	27.10	10.000	.830	.515	2,040	4,080	108	2,142
	114	27.30	10.100	.930	.570	2,280	4,560	120	2,394
27 X 14	146	27.40	14.000	.975	.605	2,920	5,840	154	3,066
	161	27.60	14.000	1.080	.660	3,220	6,440	170	3,381
	178	27.80	14.100	1.190	.725	3,560	7,120	187	3,738
30 X 10 1/2	90	29.50	10.400	.610	.470	1,800	3,600	95	1,890
	99	29.70	10.500	.670	.520	1,980	3,960	104	2,079
	132	30.30	10.500	1.000	.615	2,640	5,280	139	2,772
30 X 15	173	30.40	15.000	1.070	.655	3,460	6,920	182	3,633
	191	30.70	15.000	1.190	.710	3,820	7,640	201	4,011
33 X 11 1/2	118	32.90	11.500	.740	.550	2,360	4,720	124	2,478
	130	33.10	11.500	.855	.580	2,600	5,200	137	2,730
36 X 12	135	35.60	12.000	.790	.600	2,700	5,400	142	2,835
	150	35.90	12.000	.940	.625	3,000	6,000	158	3,150
	160	36.00	12.000	1.020	.650	3,200	6,400	168	3,360
	170	36.20	12.000	1.100	.680	3,400	6,800	179	3,570
	182	36.30	12.100	1.180	.725	3,640	7,280	192	3,822
36 X 16 1/2	231	36.50	16.500	1.260	.760	4,620	9,240	243	4,851
	247	36.70	16.500	1.350	.800	4,940	9,880	260	5,187
	262	36.90	16.600	1.440	.840	5,240	10,480	276	5,502
	302	37.30	16.700	1.680	.945	6,040	12,080	318	6,342
	361	38.00	16.700	2.010	1.120	7,220	14,440	380	7,581
	395	38.40	16.800	2.200	1.220	7,900	15,800	415	8,295



I-Beam

Depth in Inches 'A'	Weight Per Foot in Lbs	Flange Width in Inches 'B'	Web Thickness in Inches 'C'	Flange Thickness in Inches 'D'	Weight in Lbs			
					20'	40'	Galv Per Foot	Galv 20'
3	5.7	2.330	.170	.260	114	228	6	120
	7.5	2.509	.349	.260	150	300	8	158
4	7.7	2.663	.193	.293	154	308	9	162
	9.5	2.796	.326	.293	190	380	10	200
5	10.0	3.004	.214	.326	200	400	11	210
6	12.5	3.332	.232	.359	250	500	14	263
	17.25	3.565	.465	.359	345	690	19	363
7	15.3	3.662	.252	.392	306	612	17	322
	20.0	3.860	.450	.392	400	800	21	420
8	18.4	4.001	.271	.425	368	736	20	387
	23.0	4.171	.441	.425	460	920	25	483
10	25.4	4.661	.311	.491	508	1,016	27	534
	35.0	4.944	.594	.491	700	1,400	37	735
12	31.8	5.000	.350	.544	636	1,272	34	668
	35.0	5.078	.428	.544	700	1,400	37	735
	40.8	5.252	.472	.659	816	1,632	43	857
	50.0	5.477	.687	.659	1,000	2,000	53	1,050
15	42.9	5.501	.411	.622	858	1,716	46	901
	50.0	5.640	.550	.622	1,000	2,000	53	1,050
18	54.7	6.001	.461	.691	1,094	2,188	58	1,149
	70.0	6.251	.711	.691	1,400	2,800	74	1,470
20	66.0	6.255	.505	.795	1,320	2,640	70	1,386
	86.0	7.060	.660	.920	1,720	3,440	91	1,806
	96.0	7.200	.800	.920	1,920	3,840	101	2,016
24	80.0	7.000	.500	.870	1,600	3,200	84	1,680
	90.0	7.130	.625	.870	1,800	3,600	95	1,890
	100.0	7.250	.745	.870	2,000	4,000	105	2,100
	106.0	7.870	.620	1.090	2,120	4,240	112	2,226
	121.0	8.050	.800	1.090	2,420	4,840	128	2,541